



SoloForm Clamp System



Stand Alone

Thanks to its versatility and strength, our Soloform System is the premier, optimized formwork.

SoloForm is the only concrete formwork system you will ever need on the jobsite. Thanks to the revolutionary design, it's the strongest handset system available on the market today. Couple that with the 8' x 8' Super SoloForm panels, and the system is the ideal choice for crane set formwork assemblies.

Soloform[™]

For more information contact us at
info@soloform.com or 239.330.7614

Simple

With just a few blows of the hammer, the lightweight panel clamp connects panel joints. The clamp was designed to be fixed on any joint with one hand. The complete line of SoloForm accessories and hardware make constructing walls safe and easy. The system can be moved as ganged formwork with no additional hardware, so at any time you can cut your labor without adding additional supporting members.

Light Weight, Heavy Duty

The SoloForm System is rated for 1500 PSF of concrete pressure, making it the strongest handset system available on the market worldwide. The system is also very light, with the handset panels weighing a mere 6.75 pounds per square foot. Plus, our crane set Super SoloForm panels weigh just 8.75 pounds per square foot. The 8' x 8' Super SoloForm panel requires only four ties and is rated at 1500 PSF. It's one lightweight system with complete modular versatility and superior strength.



Concrete Thinking

100% Dedicated to the Concrete Industry

Concrete Support Systems is owned and operated by the very best designers and developers of concrete formwork, shoring and accessory systems worldwide. Our team has dedicated their professional lives to the concrete construction industry, and the result is a complete set of cutting-edge products. Concrete formwork and shoring is all we do, and we do it well.

Made In America

Soloform is manufactured in the United States. We produce the system from 50ksi steel and control the process from raw materials to finished goods. Our factory is the only one in the country that roll forms the various profiles used to fabricate the formwork panels. Our formwork panels are welded in state of the art automatic fixtures, using the best robotic technology available today. Our welds are 100% inspected before the formwork panel is moved through our in house galvanizing operation.

Each formwork panel or component is hot dipped galvanized to ensure a long service life. The next stop in the factory is the carpentry shop, where a state of the art CNC line cuts and routes each nine ply birch formwork panel to the exact size. The automated line then uses a vacuum jib crane to place the panel into the welded frame, thus completing the assembly line process.



Soloform



50 KSI Steel
Side Rail Profile



50 KSI Steel
Cross Member
Profile



Hot Dipped
Galvanized



Climbing Rods



Open Tie Box
Design



Hand Set



Crane Set

Features & Benefits

30" Standard Panel

- 50 KSI steel side rail profile
- 50 KSI steel cross member profile
- Cast corner block with pry bar recess
- Climbing rods
- Open tie box design
- Hot dipped galvanized

36" Multi-Purpose Panel

- 50 KSI steel side rail profile
- 50 KSI steel cross member profile
- Cast corner block with pry bar recess
- Climbing rods
- Open tie box design
- Bulk head applications
- Pilaster applications
- Column applications
- Hot dipped galvanized

8' x 8' Super Panel

- 50 KSI steel side rail profile
- 50 KSI steel cross member profile
- Cast Corner block with pry bar recess
- Climbing rods
- Conical tie box
- Hot dipped galvanized
- 1500 PSF



Soloform

Connections Made Easy

Standard Clamp | Adjustable Clamp | Hammer Head Bolt





Hammer Strike Setup

SoloForm is simple to assemble, designed to be fixed on any panel joint with one hand



Easy Up

SoloForm is designed in feet and inches, with no top or bottom. This means set up is a breeze.



Multi-Faceted Accessories

SoloForm accessories are built achieve multiple functions with the same piece.



Easy To Climb

Because SoloForm is manufactured with climbing rods and is designed with consistent cross member orientation, the system is safe and easy to navigate.

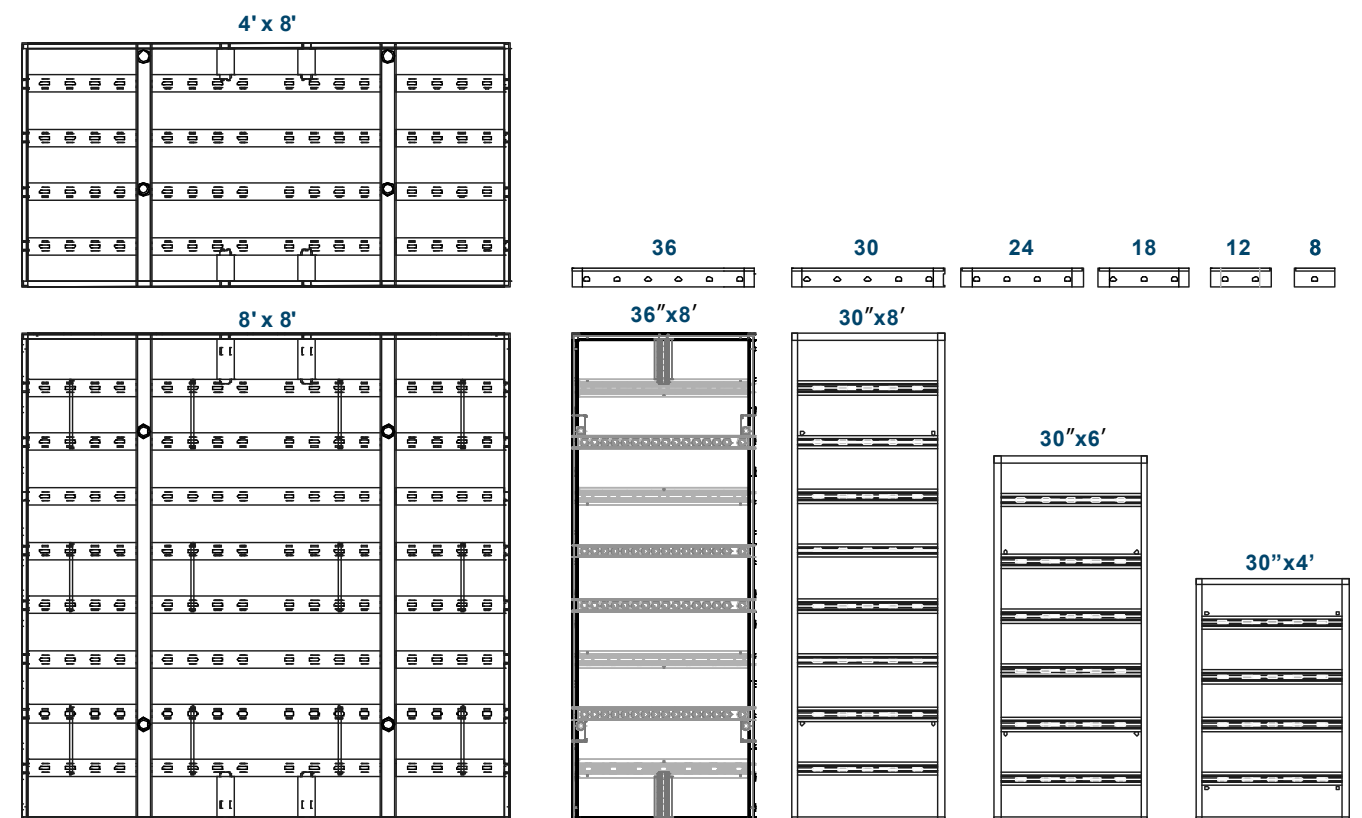


Perfect Fit

SoloForm is available in 20 different panel sizes.

Widths: 8', 4', 36'', 30'', 24'', 18'', 12'' and 8''

Heights: 8', 6' and 4'



90° Corners

Outside Corner




Inside Corner




Hinge Corners

Inside Hinge Corner



Outside Hinge Corner





Footing Clip



Job Built Filler



Multi Claw



Top Tie Bracket



Swivel Tie Plate



Stacking Waler as Strongback



Stacking Waler as Bulkhead



Tomahawk Bolt



Hammer Head Bolt

The Ideal Accomplice



Safety First

Climbing anywhere from 10 to 150-feet up, safety makes or breaks every part of this job.

SoloForm has been built with integral climbing rods. Each location is a tie off point that exceeds the industry standards. The cross member orientation is consistent and at 4" deep the panel provides an excellent foot hold.

Get Hooked

SoloForm is the best clamp system available today. With only one system you can handset or crane set your project while achieving optimal production rates and unrivaled safety.



Walk Proudly

SoloForm is made in the USA! Proudly use a product that provides jobs here in the United States.



Rest Assurd

SoloForm won't rust. Many, many years from now, it will be still be the only form you need!



Distribution in Canada

Thomas Schmitz
12293 Southpark Cres.
Surrey BC, V3X 2B9

Phone: +1 604 785-3403
thomas@ischebeckcan.com



Concrete
Support Systems